



TB1093

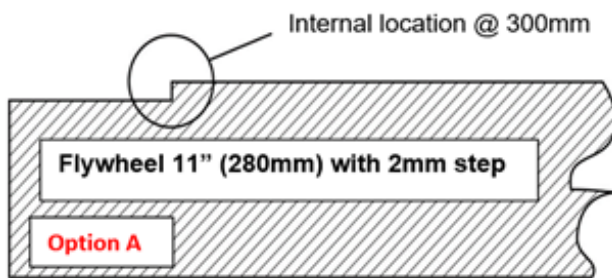
LuK Service Info

How to identify correct clutch replacement

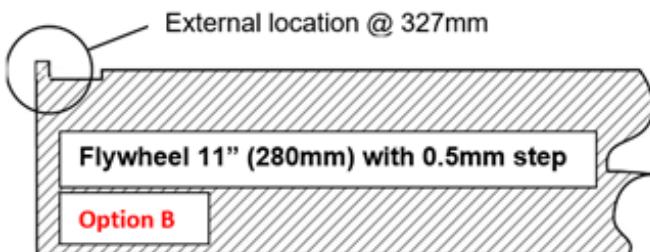
CNH TDD & JX DOUBLE CLUTCH OPTIONS

Info: New design / Neues Design / Nouvelle conception / Nuevo diseño / Nuovo disegno / Nuovo segno

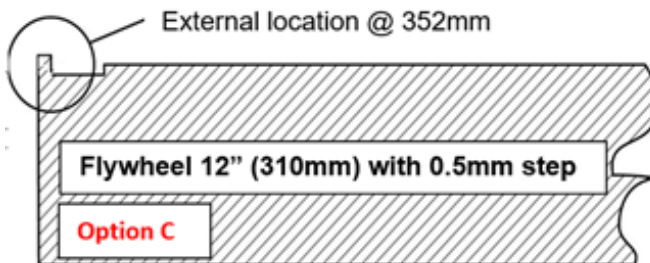
LuK have developed and introduced a newly designed range of double clutches to replace the existing Valeo clutches for the CNH TDD and JX range of tractors. Six options LuK clutches are fully interchangeable without any modifications required to the vehicle or flywheel.



Engine	3 Cyl	4 Cyl
Captive Disc	Organic	6 Paddle
Repset	628 1034 10	628 1053 10
Clutch	228 0077 17	228 0098 10
PTO Disc	328 0186 16	
Transmission Bearing	500 0459 00	
PTO Bearing	500 0284 40	
Flywheel Bearing	410 0025 40	



Engine	3 Cyl	4 Cyl
Captive Disc	4 Paddle	6 Paddle
Repset	628 3284 00	628 3286 00
Clutch	228 0194 10	228 0186 10
PTO Disc	328 0186 16	
Transmission Bearing	500 0459 00	
PTO Bearing	500 0284 40	
Flywheel Bearing	410 0025 40	



Engine	4 Cyl
Captive Disc	8 Paddle
Repset	631 3131 11
Clutch	231 0110 12
PTO Disc	331 0323 10
Transmission Bearing	500 0459 00
PTO Bearing	500 0284 40
Flywheel Bearing	410 0025 40

Option D - 12"(310mm) Dowel Pin Located Double Clutch – NOT Supplied by LuK

Call : +44 (0) 1432 264264
aftermarket.schaeffler.com

SCHAEFFLER
REP>XPERT



TB1093

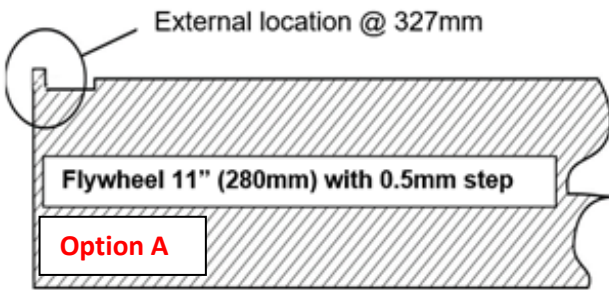
LuK Service Info

How to identify correct clutch replacement

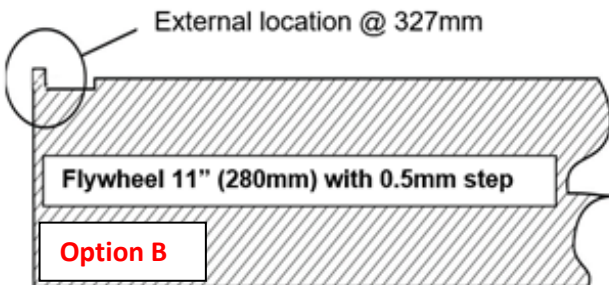
CNH TDD & JX DOUBLE SAFETY PTO CLUTCH OPTIONS Info: New design / Neues Design / Nouvelle conception / Nuevo diseño / Nuovo disegno / Nuovo segno

LuK have developed and introduced a newly designed range of Safety PTO clutches for the CNH TDD and JX range of tractors. LuK clutches are original fitment.

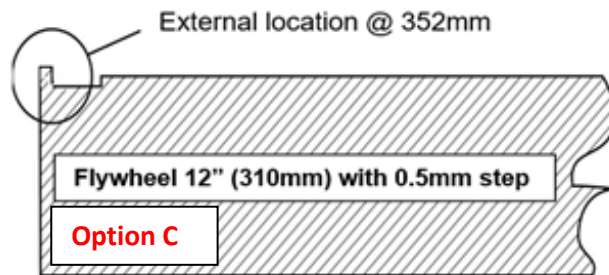
* For accurate model information please see Luk catalogue



Engine	3 Cyl	3 Cyl
Captive Disc	4 Paddle	4 Paddle
Repset	628 3565 10	628 3565 11
Clutch	228 0181 10	228 0181 10
PTO Disc	328 0332 10	328 0332 10
Transmission Bearing	500 0459 00	500 0459 00
PTO Bearing	500 0284 40	500 0284 40
Flywheel Bearing	410 0025 40	410 0133 40 *



Engine	4 Cyl
Captive Disc	6 Paddle
Repset	628 3177 10
Clutch	228 0207 10
PTO Disc	328 0332 10
Transmission Bearing	500 0459 00
PTO Bearing	500 0284 40
Flywheel Bearing	410 0025 40



Engine	4 Cyl	4 Cyl
Captive Disc	8 Paddle	8 Paddle
Repset	631 3060 12	631 3060 13
Clutch	231 0105 11	231 0105 11
PTO Disc	331 0220 10 *	328 0332 10
Transmission Bearing	500 0459 00	500 0459 00
PTO Bearing	500 1292 40 *	500 0284 40
Flywheel Bearing	410 0025 40	410 0025 40

Call : +44 (0) 1432 264264
 aftermarket.schaeffler.com

