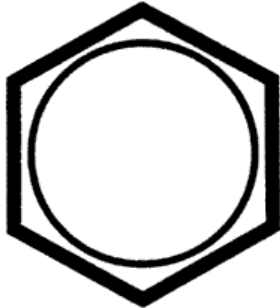
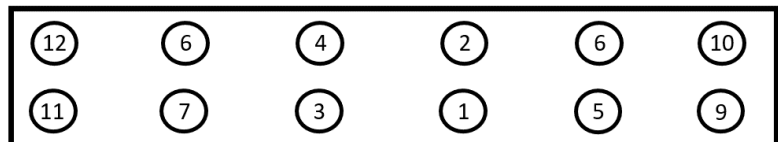

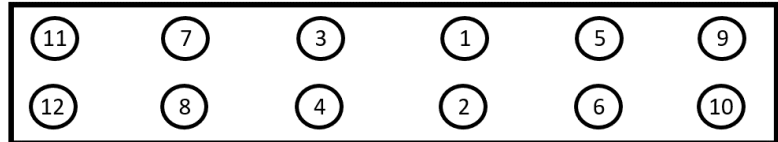
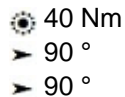


**Anziehvorschrift Zylinderkopf****Tightening Instructions for Cylinder Head****Instructions de serrage pour culasse****Prescripciones de apriete para culatas****709.570**passend für / suitable for  
adaptable à / adaptable a**Ford****Das Original**Schraubenkopf / Head shape Anziehreihenfolge/Tightening sequence/Ordre de serrage/Orden de apriete  
Tête de vis / Cabeza de tornillo

755.570

M 11x1,5x131,5

Anziehen/  
Tightening/  
Serrage/  
Apriete

30 ft/lbs

**Zeichenerklärung / Explanations / Explication / Explicacion**

	neue Zylinderkopfschrauben verwenden	use new cylinder head bolts	utiliser des vis neuves	emplar tornillos nuevos
*	Warmlauf (80°C)	warm up time (80°C)	chauffage (80°C)	calentamiento (80°C)
	Schrauben einzeln lösen und wieder anziehen	loosen and tighten each bolt	deserrer et serrer vis par vis	aflojar y apretar tornillo a tornillo
●	Setzzeit	relaxation time	durée de tassement	tiempo de espera
➤	Drehwinkel	torque angle	angle de serrage	ángulo de giro

**Motortyp / Engine type / Type de moteur / Tipo de motor**

V10 6,8 l

**Elring-Serviceteam**

Fon +49 7123 724 799

Fax +49 7123 724 798

[service@elring.de](mailto:service@elring.de)

24/01/22

**\*709.570\***